

Product datasheet

Specifications



Monolithic push button, plastic, red,
Ø22, spring return, unmarked, 1
NC

XB7NA42

Main

Range of product	Harmony XB7
Product or component type	Push-button
Device short name	XB7
Mounting diameter	22 mm
Sale per indivisible quantity	10
IP degree of protection	IP20 (rear face) conforming to IEC 60529 IP65 (front face) conforming to IEC 60529
Shape of signaling unit head	Round
Type of operator	spring return
Operator profile	Red flush, unmarked
Contacts type and composition	1 NC
Connections - terminals	Screw clamp terminals, $\leq 2 \times 1.5 \text{ mm}^2$ with cable end conforming to IEC 60947-1 Screw clamp terminals, $1 \times 0.34 \dots 2 \times 2.5 \text{ mm}^2$ without cable end conforming to IEC 60947-1
device presentation	Monolithic product

Complementary

CAD overall width	29 mm
CAD overall height	29 mm
CAD overall depth	51.5 mm
Terminals description ISO n°1	(11-12)NC
Net weight	0.021 kg
Device mounting	Fixing hole - diameter: 22.5 mm 22.3 +0.4/0 conforming to IEC 60947-1
Fixing center	$\geq 30 \times 40 \text{ mm}$ (support panel) metal - thickness: 1...6 mm $\geq 30 \times 40 \text{ mm}$ (support panel) plastic - thickness: 2...6 mm
Fixing mode	Fixing nut beneath head: 2...2.4 N.m
Contact operation	Slow-break
Positive opening	With NC contact conforming to IEC 60947-5-1 appendix K
Mechanical durability	1000000 cycles
Tightening torque	0.8...1.2 N.m conforming to IEC 60947-1
Shape of screw head	Cross compatible with JIS No 1 screwdriver Cross compatible with Philips no 1 screwdriver Cross compatible with pozidriv No 1 screwdriver Slotted compatible with flat Ø 4 mm screwdriver Slotted compatible with flat Ø 5.5 mm screwdriver

Price is "List Price" and may be subject to a trade discount – check with your local distributor or retailer for actual price.

Short-circuit protection	4 A cartridge fuse type gG conforming to IEC 60947-5-1
[Ui] rated insulation voltage	250 V (pollution degree 3) conforming to IEC 60947-1
[Uimp] rated impulse withstand voltage	4 kV conforming to IEC 60947-1
[Ie] rated operational current	0.1 A at 250 V, DC-13, R300 conforming to IEC 60947-5-1 0.22 A at 125 V, DC-13, R300 conforming to IEC 60947-5-1 0.3 A at 240 V, AC-14, D300 conforming to IEC 60947-5-1 0.6 A at 120 V, AC-14, D300 conforming to IEC 60947-5-1
Electrical durability	1000000 cycles, DC-13, 0.3 A at 24 V, operating rate <216000 cyc/mn, load factor: 0.5 conforming to IEC 60947-5-1 appendix C 1000000 cycles, AC-15, 0.03 A at 230 V, operating rate <216000 cyc/mn, load factor: 0.5 conforming to IEC 60947-5-1 appendix C 1000000 cycles, AC-15, 0.09 A at 240 V, operating rate <108000 cyc/mn, load factor: 0.5 conforming to IEC 60947-5-1 appendix C
Electrical reliability	$\Lambda \leq 10\exp(-6)$ at 17 V, 5 mA conforming to IEC 60947-5-4

Environment

protective treatment	TH
Ambient air temperature for storage	-40...70 °C
Ambient air temperature for operation	-25...70 °C
Overvoltage category	Class II conforming to IEC 61140
NEMA degree of protection	NEMA 12 conforming to UL 50 E NEMA 3 conforming to UL 50 E
Standards	UL 508 CSA C22.2 No 14 IEC 60947-1 IEC 60947-5-1 JIS C8201-5-1 JIS C8201-1
Product certifications	GOST CCC
Vibration resistance	5 gn (f= 2...500 Hz) conforming to IEC 60068-2-6
Shock resistance	50 gn (duration = 11 ms) for half sine wave acceleration conforming to IEC 60068-2-27 30 gn (duration = 18 ms) for half sine wave acceleration conforming to IEC 60068-2-27

Packing Units

Unit Type of Package 1	PCE
Number of Units in Package 1	1
Package 1 Height	3.3 cm
Package 1 Width	3.3 cm
Package 1 Length	5.1 cm
Package 1 Weight	19.0 g
Unit Type of Package 2	BAG
Number of Units in Package 2	10
Package 2 Height	7.0 cm
Package 2 Width	9.5 cm
Package 2 Length	15.0 cm
Package 2 Weight	198.0 g
Unit Type of Package 3	S01

Number of Units in Package 3	100
Package 3 Height	15.0 cm
Package 3 Width	15.0 cm
Package 3 Length	40.0 cm
Package 3 Weight	2.308 kg

Contractual warranty

Warranty	18 months
-----------------	-----------

Sustainability

Green Premium™ label is Schneider Electric's commitment to delivering products with best-in-class environmental performance. Green Premium promises compliance with the latest regulations, transparency on environmental impacts, as well as circular and low-CO₂ products.

Guide to assessing product sustainability is a white paper that clarifies global eco-label standards and how to interpret environmental declarations.

[Learn more about Green Premium >](#)

[Guide to assess a product's sustainability >](#)



Transparency RoHS/REACH

Well-being performance

Toxic Heavy Metal Free

Mercury Free

Rohs Exemption Information Yes

Certifications & Standards

Reach Regulation [REACH Declaration](#)

Eu Rohs Directive Pro-active compliance (Product out of EU RoHS legal scope)
[EU RoHS Declaration](#)

China Rohs Regulation [China RoHS declaration](#)

Environmental Disclosure [Product Environmental Profile](#)

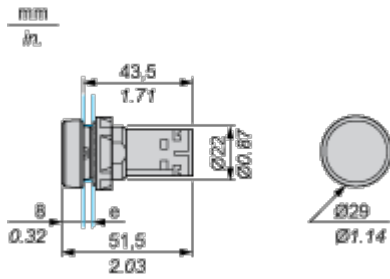
Weee The product must be disposed on European Union markets following specific waste collection and never end up in rubbish bins

Circularity Profile [End of Life Information](#)

Dimensions Drawings

Pushbutton, Flush Type

Dimensions

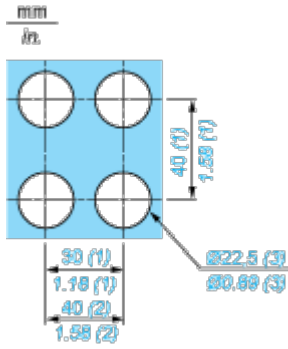


e Support panel thickness: 1 to 6 mm/0.4 to 0.24 in. (metal), 2 to 6 mm/0.8 to 0.24 in. (plastic).

Mounting and Clearance

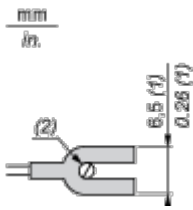
Mounting

Diameter of Finished Fixing Holes



- (1) Minimum value.
- (2) 40 mm/1.58 in. for Emergency switching off pushbutton only.
- (3) Standard value: $\varnothing 22.3 (0; + 0.4) \text{ mm} / \varnothing 0.88 (0; + 0.02) \text{ in.}$

“U” Type Tag Connection



- (1) 6.5 mm/0.26 in. recommended, 7 mm/0.28 in. max.
- (2) M3 screw clamp terminal.

Connections and Schema

Wiring

